






















































































**2008 JUNE 3RD PRIMARY ELECTION  
CONGRESSIONAL / SENATE RESULTS**

District		Candidate	Votes	Percent	
District 1		D Mitchell Clogg	7,463	12.20%	
	*	D Mike Thompson	53,316	87.80%	
		R Douglas Pharr	11,884	45.90%	
		R Zane Starkewolf	13,953	54.10%	
		G Carol Wolman	1,440	100.00%	
District 2		D John Jacobson	11,178	31.00%	
		D Jeff Morris	12,511	34.80%	
		D Arjinderpal Sekhon	12,268	34.20%	
		R Wally Herger	51,134	100.00%	
District 3		D William E. Durston	26,227	100.00%	
		R Dan Lungren	34,652	100.00%	
		L Douglas Arthur Tuma	280	100.00%	
		P/F Dina J. Padilla	56	100.00%	
District 4		Candidate	Votes	Percent	
	*	D Charlie Brown	42,439	88.00%	
		D John Wolfgram	5,835	12.00%	
		R Suzanne Jones	4,250	5.30%	
		R Tom McClintock	42,697	53.80%	
		R Doug Ose	30,747	38.70%	
		R Theodore Terbolizard	1,816	2.20%	
District 5		D Doris Matsui	34,360	100.00%	
		R Paul Smith	12,246	100.00%	
		P/F Linda Roberts	113	100.00%	
District 6		D Lynn Woolsey	71,601	100.00%	
		R Michael Halliwell	24,283	100.00%	
		L Joel R. Smolen	421	100.00%	
District 7		D George Miller	41,842	100.00%	
	*	R Virginia Fuller-Kendall	6,513	44.20%	
		R Roger Allen Petersen	8,198	55.80%	
		L Camden White McConnell	206	100.00%	
		P/F William Callison	65	100.00%	
District 8		D Shirley Golub	7,210	10.90%	
	*	D Nancy Pelosi	58,802	89.10%	
		R Dana Walsh	5,445	100.00%	
		L Philip Z. Berg	219	100.00%	
District 9		D Barbara Lee	62,889	100.00%	
		R Charles Hargrave	6,598	100.00%	
		L James M. Eyer	199	100.00%	
District 10		D Ellen O. Tauscher	46,365	100.00%	
	*	R Nicholas Gerber	25,539	100.00%	
		L Eugene E. Ruyle	53	100.00%	
District 11		D Jerry McNerney	33,997	100.00%	
	*	R Dean Andal	35,042	100.00%	

District		Candidate	Votes	Percent	
District 12					
	D	Robert M. Barrows	1,195	2.50%	
	D	Michelle Taylor McMurry	2,757	5.90%	
	*	D Jackie Speier	42,121	89.10%	
	D	Frank Henry Wade			
	R	Phillip G Conlon	8,440	63.90%	
	R	Michael J Moloney	4,781	36.10%	
	G	Barry Hermanson	466	100.00%	
	L	Kevin Dempsey Peterson	172	100.00%	
	P/F	Nathalie Hrizi	64	100.00%	
District 13					
	*	D Fortney Pete Stark	35,970	100.00%	
	R	Raymond Chui	11,023	100.00%	
District 14					
	*	D Anna G. Eshoo	42,825	100.00%	
	R	Ronny Santana	16,659	100.00%	
	G	Carol Brouillet	546	100.00%	
	L	Brian Holtz	390	100.00%	
District 15					
	*	D Mike Honda	34,116	100.00%	
	R	Joyce Stoer Cordi	14,627	100.00%	
	G	Peter Myers	230	100.00%	
District 16					
	*	D Zoe Lofgren	28,927	100.00%	
	R	Charel Winston	12,604	100.00%	
	L	Steven Wells	186	100.00%	
District 17					
	*	D Samuel Farr	40,575	100.00%	
	R	Jeff Taylor	17,264	100.00%	
District 18					
	*	D Dennis A. Cardoza	22,537	100.00%	
District 19					
	R	George P. Radanovich	39,895	100.00%	
District 20					
	*	D Jim Costa	17,761	100.00%	
	R	Jim Lopez	9,445	100.00%	
District 21					
	D	Larry Johnson	15,882	100.00%	
	R	Devin G. Nunes	29,608	100.00%	
District 22					
	R	Kevin Mc Carthy	52,537	100.00%	
District 23					
	*	D Lois Capps	42,297	100.00%	
	R	Matt T. Kokkonen	25,532	100.00%	
District 24					
	D	Marta Ann Jorgensen	14,749	46.10%	
	D	Jill Martinez	10,135	31.60%	
	D	Mary Pallant	7,175	22.30%	
	R	Elton Gallegly	36,618	77.00%	
	R	Michael Tenenbaum	10,949	23.00%	
District 25					
	D	Jacquese L. Conaway	15,085	100.00%	
	R	Howard P. "Buck" McKeon	24,995	100.00%	
District 26					
	D	Cynthia Matthews	7,014	32.50%	
	D	Russell Warner	14,528	67.50%	
	R	David Dreier	24,128	74.00%	
	R	Sonny Sardo	8,491	26.00%	
	L	Ted Brown	188	100.00%	

District 27		Candidate	Votes	Percent	
*	D	Brad Sherman	20,937	100.00%	
	R	Navraj Singh	10,734	100.00%	
	L	Tim Denton	157	100.00%	
District 28		Candidate	Votes	Percent	
*	D	Howard L. Berman	18,959	100.00%	
District 29		Candidate	Votes	Percent	
*	D	Adam B. Schiff	20,550	100.00%	
	R	Charles Hahn	13,169	100.00%	
	L	Alan Pyeatt	134	100.00%	
District 30		Candidate	Votes	Percent	
*	D	Henry A. Waxman	42,702	100.00%	
District 31		Candidate	Votes	Percent	
*	D	Xavier Becerra	15,202	100.00%	
District 32		Candidate	Votes	Percent	
*	D	Hilda L. Solis	14,784	100.00%	
District 33		Candidate	Votes	Percent	
	D	Mervin Leon Evans	2,002	4.60%	
	D	Felicia Ford	3,160	7.50%	
*	D	Diane E. Watson	37,466	87.90%	
	R	David C. Crowley, II	3,685	100.00%	
District 34		Candidate	Votes	Percent	
*	D	Lucille Roybal-Allard	10,917	100.00%	
	R	Christopher Balding	2,431	59.30%	
	R	Wayne Miller	1,672	40.70%	
District 35		Candidate	Votes	Percent	
*	D	Maxine Waters	31,615	100.00%	
	R	Ted Hayes	4,665	100.00%	
	L	Herb Peters	62	100.00%	
District 36		Candidate	Votes	Percent	
*	D	Jane Harman	26,672	100.00%	
	R	Brian Gibson	16,503	100.00%	
District 37		Candidate	Votes	Percent	
	D	Lee Davis	2,520	8.40%	
	D	Peter Mathews	4,963	16.70%	
*	D	Laura Richardson	22,289	74.90%	
District 38		Candidate	Votes	Percent	
*	D	Grace F. Napolitano	13,849	100.00%	
	L	Christopher M. Agrella	43	100.00%	
District 39		Candidate	Votes	Percent	
*	D	Linda T. Sanchez	16,188	100.00%	
	R	Diane A. Lenning	8,560	100.00%	
District 40		Candidate	Votes	Percent	
	D	Christina Avalos	9,657	55.80%	
	D	Tom Kennedy	7,668	44.20%	
	R	Ed Royce	33,182	100.00%	
District 41		Candidate	Votes	Percent	
	D	Beverly Bruins	2,873	13.50%	
	D	Pat Meagher	5,570	26.10%	
	D	Tim Prince	6,852	32.30%	
	D	Rita Ramirez-Dean	5,982	28.10%	
	R	Jerry Lewis	29,239	82.30%	
	R	Eric R. Stone	3,494	9.90%	
	R	Pamela K. Zander	2,805	7.80%	
District 42		Candidate	Votes	Percent	
	D	Ronald W. Shepston	3,896	24.60%	
	D	Edwin "Ed" Chau	7,390	46.90%	
	D	Michael Williamson	4,500	28.50%	
	R	Gary G. Miller	32,072	100.00%	

District 43		Candidate	Votes	Percent	
*	D	Joe Baca	10,671	65.90%	
	D	Joanne T. Gilbert	5,541	34.10%	
	R	Scott Folkens	2,923	40.00%	
	R	John Roberts	4,378	60.00%	
District 44		Candidate	Votes	Percent	
	D	Bill Hedrick	15,952	100.00%	
	R	Ken Calvert	25,582	100.00%	
District 45		Candidate	Votes	Percent	
	D	Julie Bornstein	14,458	60.70%	
	D	Paul Clay	6,866	28.80%	
	D	David E. Hunsicker	2,509	10.50%	
	R	Mary Bono Mack	30,235	89.30%	
	R	George Pearne	3,623	10.70%	
District 46		Candidate	Votes	Percent	
	D	Debbie Cook	20,248	80.70%	
	D	Daniel Kalmick	4,844	19.30%	
	R	Dana Rohrabacher	35,788	86.60%	
	R	Ronald R. St. John	5,584	13.40%	
	G	Thomas Lash	187	100.00%	
	L	Ernst P. Gasteiger	262	100.00%	
District 47		Candidate	Votes	Percent	
*	D	Loretta Sanchez	13,113	100.00%	
	R	Rosemarie Avila	9,952	100.00%	
	A I	Robert Lauten	350	100.00%	
District 48		Candidate	Votes	Percent	
	D	Steve Young	18,786	100.00%	
	R	John Campbell	40,457	100.00%	
	L	Don Patterson	272	100.00%	
District 49		Candidate	Votes	Percent	
	D	Robert Hamilton	17,695	100.00%	
	R	Darrell E. Issa	32,725	100.00%	
	L	Lars R. Grossmith	235	100.00%	
District 50		Candidate	Votes	Percent	
	D	Cheryl Martin Ede	14,169	42.60%	
	D	Nick Leibham	19,026	57.40%	
	R	Brian Bilbray	46,929	100.00%	
	L	Wayne Dunlap	346	100.00%	
District 51		Candidate	Votes	Percent	
*	D	Bob Filner	25,209	76.20%	
	D	Daniel "Danny" Ramirez	7,909	23.80%	
	R	Daniel E. Felzer	5,764	34.90%	
	R	David Lee Joy	10,744	65.10%	
	L	Dan "Frodo" Litwin	132	100.00%	
District 52		Candidate	Votes	Percent	
	D	Vickie Butcher	13,185	41.40%	
*	D	Mike Lumpkin	18,594	58.60%	
	R	Duncan D. Hunter	38,714	72.60%	
	R	Brian Jones	8,558	16.10%	
	R	Rick L. Powell	1,700	3.10%	
	R	Robert J. Watkins	4,402	8.20%	
	L	Michael Benoit	326	100.00%	
District 53		Candidate	Votes	Percent	
	D	Michael Copass	4,830	12.20%	
*	D	Susan A. Davis	34,740	87.80%	
	R	Naomi Bar-Lev	5,247	24.50%	
	R	Michael Crimmins	16,107	75.50%	
	L	Edward M. Teyssier	308	100.00%	

\* Indicates SEIU Endorsed Candidate