



























































## 2008 JUNE 3RD PRIMARY ELECTION - SENATE RESULTS

DISTRICT	PARTY	CANDIDATE	VOTES	PERCENT	
<b>DISTRICT 1</b>		<b>Candidate</b>	<b>Votes</b>	<b>Percent</b>	
	D	Anselmo A. Chavez	39,019	100.00%	
	R	Dave Cox	69,451	100.00%	
<b>DISTRICT 3</b>		<b>Candidate</b>	<b>Votes</b>	<b>Percent</b>	
	<b>D</b>	<b>Mark Leno</b>	<b>43,853</b>	<b>43.00%</b>	
*	D	Carole Migden	28,354	27.70%	
	D	Joe Nation	29,902	29.30%	
	R	Sashi McEntee	18,879	100.00%	
<b>DISTRICT 5</b>		<b>Candidate</b>	<b>Votes</b>	<b>Percent</b>	
	D	C. Jennet Stebbins	10,097	20.10%	
*	<b>D</b>	<b>Lois Wolk</b>	<b>40,071</b>	<b>79.90%</b>	
	R	Greg Aghazarian	27,812	100.00%	
<b>DISTRICT 7</b>		<b>Candidate</b>	<b>Votes</b>	<b>Percent</b>	
*	<b>D</b>	<b>Mark DeSaulnier</b>	<b>59,306</b>	<b>100.00%</b>	
	R	Christian Amsberry	33,749	100.00%	
<b>DISTRICT 9</b>		<b>Candidate</b>	<b>Votes</b>	<b>Percent</b>	
*	D	Wilma Chan	36,037	43.50%	
	D	Loni Hancock	46,694	56.50%	
	R	Claudia Bermudez	12,682	100.00%	
	P/F	Marsha Feinland	232	100.00%	
<b>DISTRICT 11</b>		<b>Candidate</b>	<b>Votes</b>	<b>Percent</b>	
*	<b>D</b>	<b>Joe Simitian</b>	<b>56,122</b>	<b>100.00%</b>	
	R	Blair Austin Nathan	20,984	100.00%	
<b>DISTRICT 13</b>		<b>Candidate</b>	<b>Votes</b>	<b>Percent</b>	
*	<b>D</b>	<b>Elaine Alquist</b>	<b>38,027</b>	<b>100.00%</b>	
	R	Shane Patrick Connolly	13,877	100.00%	
	L	John H. Webster	283	100.00%	
<b>DISTRICT 15</b>		<b>Candidate</b>	<b>Votes</b>	<b>Percent</b>	
	R	Abel Maldonado	50,355	100.00%	
<b>DISTRICT 17</b>		<b>Candidate</b>	<b>Votes</b>	<b>Percent</b>	
	D	Bruce David McFarland	21,125	100.00%	
	R	George Runner	33,247	100.00%	
<b>DISTRICT 19</b>		<b>Candidate</b>	<b>Votes</b>	<b>Percent</b>	
*	<b>D</b>	<b>Hannah-Beth Jackson</b>	<b>47,825</b>	<b>100.00%</b>	
	D	Tony Strickland	50,756	100.00%	
<b>DISTRICT 21</b>		<b>Candidate</b>	<b>Votes</b>	<b>Percent</b>	
*	<b>D</b>	<b>Carol Liu</b>	<b>31,187</b>	<b>100.00%</b>	
	R	Teddy Choi	17,771	100.00%	
	L	Steve Myers	232	100.00%	
<b>DISTRICT 23</b>		<b>Candidate</b>	<b>Votes</b>	<b>Percent</b>	
*	D	Lloyd Levine	17,692	33.60%	
	D	Fran Pavley	34,813	66.40%	
	R	Leonard M. Lanzi	6,802	38.20%	
	R	Rick Montaine	10,985	61.80%	
	L	Colin Goldman	211	100.00%	
<b>DISTRICT 25</b>		<b>Candidate</b>	<b>Votes</b>	<b>Percent</b>	
	D	Kevin J. Biggers	3,291	7.00%	
	D	Donald L. (Don) Dear	6,458	13.90%	
*	D	Mervyn M. Dymally	16,291	35.10%	
	<b>D</b>	<b>Roderick "Rod" Wright</b>	<b>20,380</b>	<b>44.00%</b>	
	R	Lydia A. Gutierrez	10,560	100.00%	
<b>DISTRICT 27</b>		<b>Candidate</b>	<b>Votes</b>	<b>Percent</b>	
*	<b>D</b>	<b>Alan S. Lowenthal</b>	<b>24,426</b>	<b>100.00%</b>	
	R	Allen G. Wood	14,454	100.00%	

<b>DISTRICT 29</b>		<b>Candidate</b>	<b>Votes</b>	<b>Percent</b>	
	D	Joseph M. Lyons	22,363	100.00%	
	R	Robert "Bob" Huff	28,320	68.40%	
	R	Dennis Mountjoy	13,137	31.60%	
	L	Jill Stone	209	100.00%	
<b>DISTRICT 31</b>		<b>Candidate</b>	<b>Votes</b>	<b>Percent</b>	
	D	Ameenah Fuller	20,822	100.00%	
	R	Robert D. Dutton	32,699	100.00%	
<b>DISTRICT 33</b>		<b>Candidate</b>	<b>Votes</b>	<b>Percent</b>	
	D	Gary Pritchard	21,753	100.00%	
	R	Harry Sidhu	14,766	26.40%	
	R	Mimi Walters	41,009	73.60%	
<b>DISTRICT 35</b>		<b>Candidate</b>	<b>Votes</b>	<b>Percent</b>	
	D	Ginny Mayer	26,013	100.00%	
	R	Tom Harman	50,778	100.00%	
<b>DISTRICT 37</b>		<b>Candidate</b>	<b>Votes</b>	<b>Percent</b>	
	D	Arthur Bravo Guerrero	25,187	100.00%	
	R	John J. Benoit	25,667	56.40%	
	R	Russell V. Bogh	14,771	32.40%	
	R	David Peters	5,108	11.20%	
<b>DISTRICT 39</b>		<b>Candidate</b>	<b>Votes</b>	<b>Percent</b>	
	<b>* D</b>	<b>Christine Kehoe</b>	<b>56,899</b>	<b>100.00%</b>	
	R	Jeff Perwin	36,329	100.00%	
	L	Jesse Thomas	461	100.00%	

\* Indicates SEIU Endorsed Candidate